

K90 Aluminium Roller Shutter

Manufactured from 89mm aluminium lath extruded section with 150 x 45mm cut-outs or 260mm x 45mm cutouts. The pattern of the cutouts can be either 'in line' or 'brick pattern' as standard and with or without polycarbonate strip inserts. The aluminium bottom rail is fitted with a full-width rubber weather strip and the aluminium guides are fitted with brush friction strips.

The K90 is a medium-weight roller shutter with a high level of visibility and ideally suited for protecting shop fronts, windows and entrances.

In shopping centres, the K90 roller shutter without polycarbonate inserts allows air to flow through the shutter, aiding ventilation. For high street shop-fronts the option with polycarbonate inserts is a good choice. The polycarbonate glass prevents objects being put through the shutter curtain and therefore gives a higher level of security.

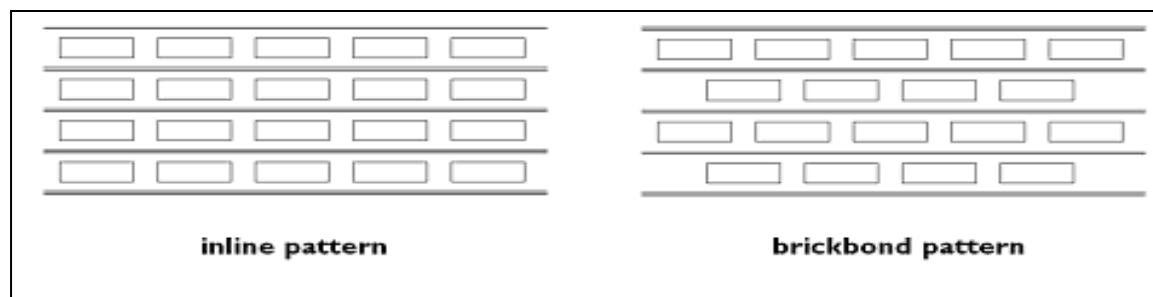
- **Open Area** –up to 36% open area (takes into account solid side sections)
- **Polycarbonate inserts** for additional security

Suitable for:

- High street shopfronts
- Shopping centres / Retail parks
- Airport retail
- Food halls



K90 with 260mm x 45mm punch-outs

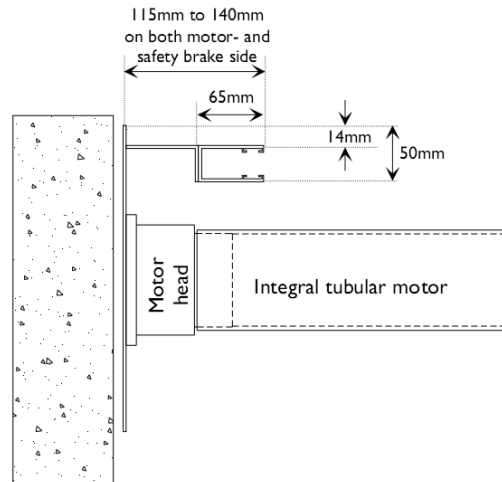
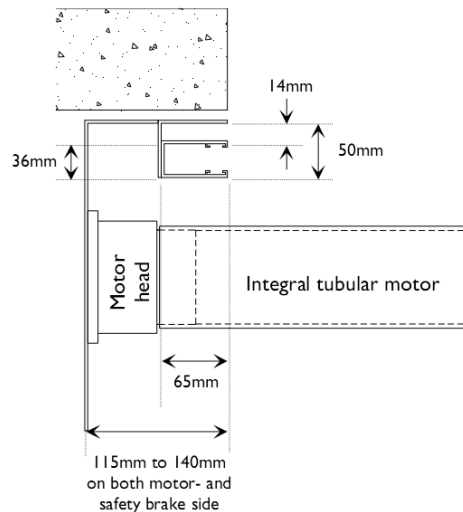
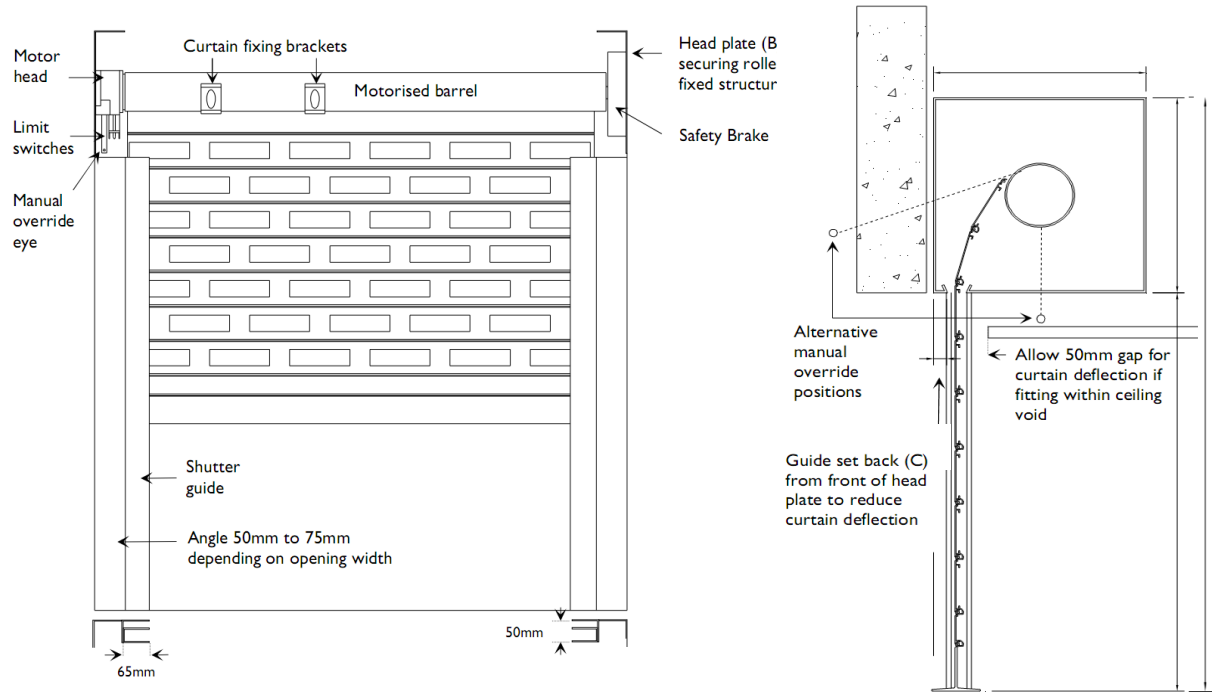


inline pattern

brickbond pattern



Technical specification



K90 Aluminium Roller Shutter

Punched aluminium security roller shutter.

Construction:

89mm aluminium lath extruded section.

Maximum width of shutter 6500mm. Maximum height of shutter 4000mm (max 24 sq mtr)

150 x 45mm cut-outs spaced at 50mm* intervals as standard.

Cutouts can be either 'in line' or 'brick pattern' as standard.

Bottom rail fitted with a full width rubber weather strip.

65mm aluminium guides fitted with brush friction strips.

Powder coat paint finish in a wide range of colours.

Optional polycarbonate glazing.

Optional 260mm x 45mm cutouts with 40mm spacing.

Optional guide pin locking or a bottom rail ground padlocking unit.

Optional canopy cover (note: standard for shutters with a height below 2500mm).

Available in electric operation only. An electrical tubular motor is fitted into the shutter's overhead barrel assembly. Protruding from the motor end of the barrel is a manual override eye, the electrical wire feed and a pair of limit switches to control the maximum travel distance of the shutter curtain. A safety brake is fitted when required to comply with BSEN13241-1:2003.

150mm x 45mm cutouts give an overall open area of approximately 31%.

260mm x 45mm cutouts give an overall open area of approximately 36%.

Box size:

Clear opening height (to underside of box):

2100mm, box size 305mm

3200mm, box size 355mm

4000mm, box size 405mm

Locking Options- electrically-operated shutters are generally self-locking. For additional security, the fitting of guide pin locks or a ground padlocking unit, combined with a motor isolator box is possible.

*figures quoted for spacing are only approximate as the measurements quoted will vary to allow for equal size cutouts over a given width.